




**RKP CC5 1002  
and RKP CC5 SS  
Rocker Panels**




**Wear the appropriate  
eye protection during  
the installation!**

**Locate and remove  
the four rubber insert  
screws. Remove the  
rubber insert.**




**Slide the new panel in  
place. Depending on tire  
size it may be necessary to  
remove a tire to keep from  
damaging the new panel.**



**Caution: Do not drill  
into batteries or gas  
tank! Look before you  
drill.....**

**Once the panel is in place use  
the existing panel holes as a  
template. Drill the holes large  
enough to accommodate a  
5/16" bolt. Remove the  
protective tape.**



**Tec Tip:  
Remove the panel during  
drilling to keep from  
damaging the panel  
surface.**

